


# GRUPO 1 Corredoras Aéreas

## HEGOX TOIS

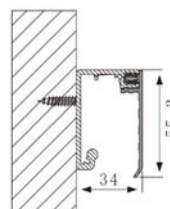


**JUEGO ACCESORIOS 60 KG, 6/8 mm**  
1097009



## PERFIL SUPERIOR + TAPA 60 KG, 6/8 mm ALUMINIO

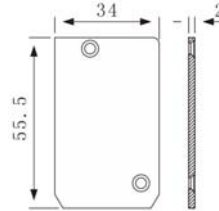
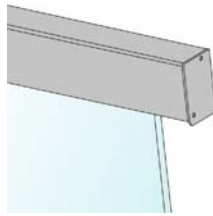
- 1097005 2 m a pared
- 1097012 3 m a pared
- 1097095 4 m a pared
- 1097022 2 m a techo
- 1097035 3 m a techo
- 1097016 4 m a techo



**HEGOX TOIS**

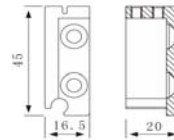
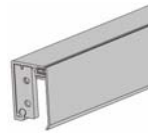
**TAPE LATERAL 60 KG, ALUMINIO**

- 1097006 Izquierda
- 1097007 Derecha



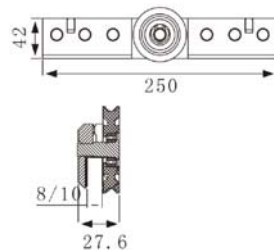
**SOPORTE LATERAL PARED 60 KG**

- 1097210 Izquierda
- 1097212 Derecha



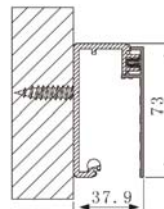
**JUEGO ACCESORIOS 90 KG, 8/10 mm**

- 1097049



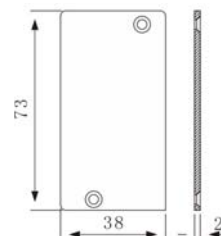
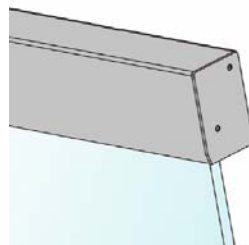
**PERFIL SUPERIOR + TAPA 90 KG, 8/10 mm ALUMINIO**

- 1097047 2 m a pared
- 1097057 3 m a pared
- 1097059 4 m a pared
- 1097067 2 m a techo
- 1097077 3 m a techo
- 1097079 4 m a techo



**TAPE LATERAL 90 KG, ALUMINIO**

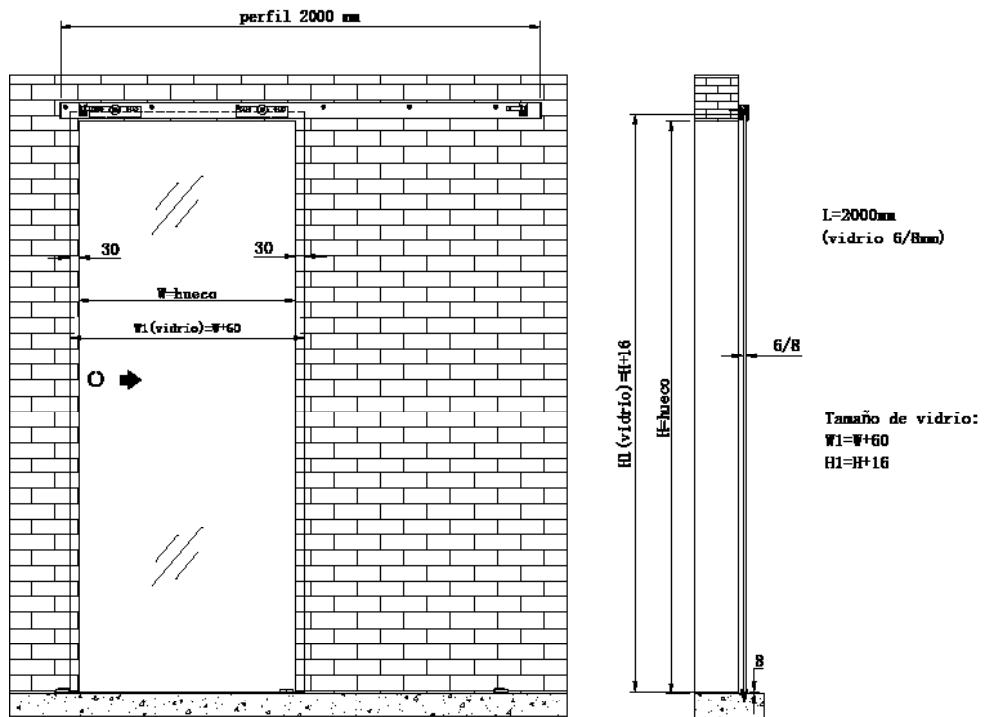
- 1097045 Izquierda
- 1097046 Derecha



# GRUPO 1 Correderas Aéreas

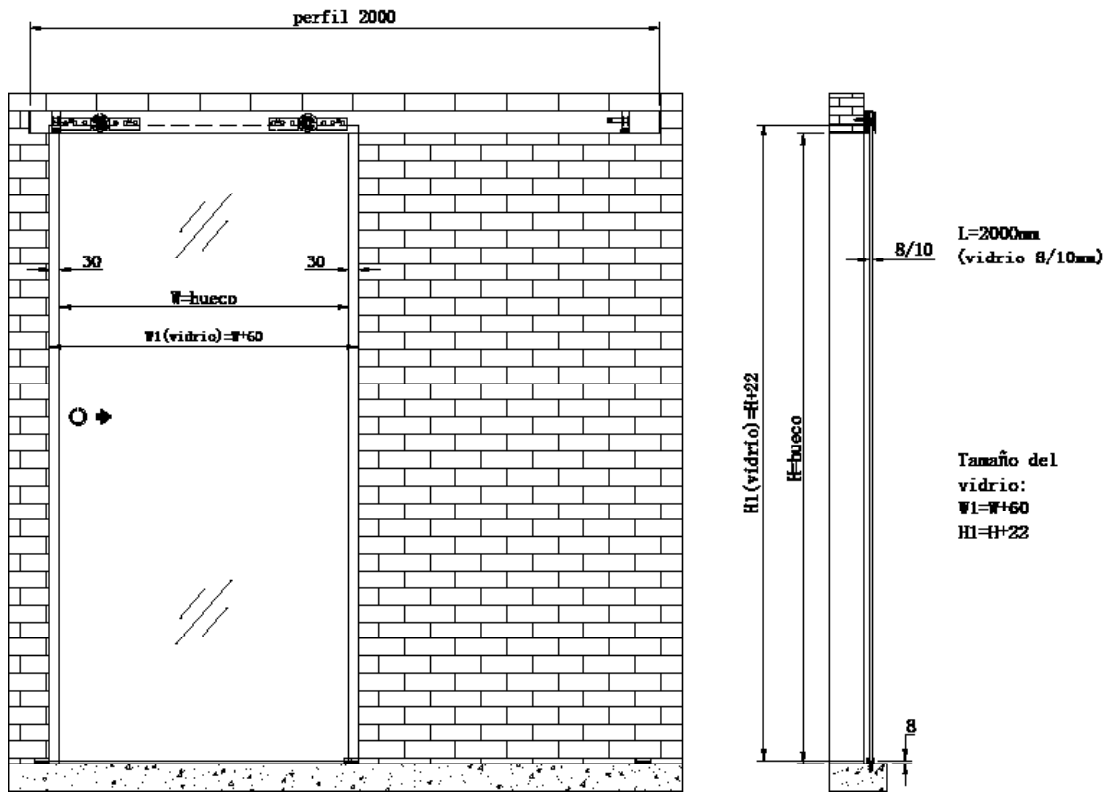
## HEGOX TOIS

TOIS 60 KG, 6/8 mm



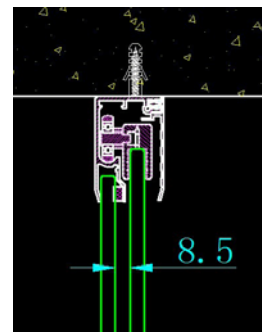
## HEGOX TOIS

TOIS 90 KG, 8/10 mm

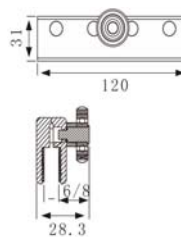


# GRUPO 1 Corredoras Aéreas

## HEGOX FIX

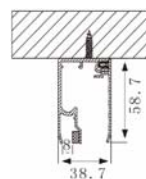


**JUEGO ACCESORIOS 40 KG, 6/8 mm**  
1097189



**PERFIL SUPERIOR + TAPA 40 KG, 6/8 mm ALUMINIO**

1097187 2 mts a techo  
1097197 3 mts a techo



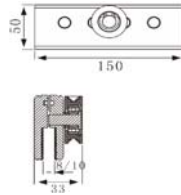
**TAPETA LATERAL 40 KG**

1097185 Izquierda  
1097186 Derecha

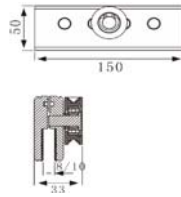


**HEGOX FIX**

**JUEGO ACCESORIOS 90 KG 8/10 mm (S/PERFIL INF)**  
1097128

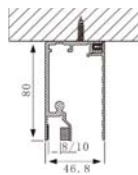


**JUEGO ACCESORIOS 90 KG 8/10 mm (C/PERFIL INF)**  
1097129



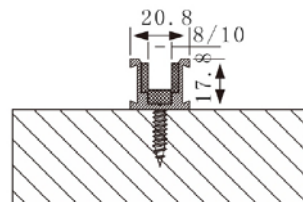
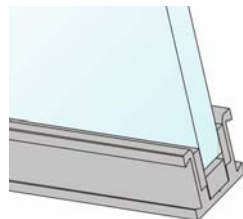
**PERFIL SUPERIOR + TAPA 90 KG, 8/10 mm ALUMINIO**

- 1097126 2 m a techo
- 1097136 3 m a techo
- 1097146 4 m a techo



**PERFIL INFERIOR, 8/10 mm ALUMINIO**

- 1097179 1 m
- 1097169 1,5 m
- 1097159 2 m



**TAPETA LATERAL 90 KG**

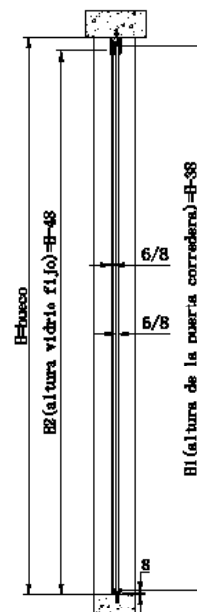
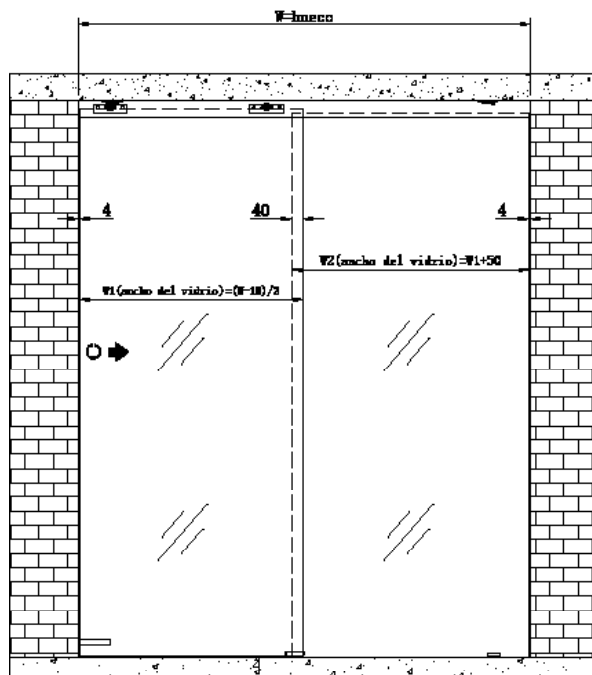
- 1097124 Izquierda
- 1097125 Derecha



# GRUPO 1 Correderas Aéreas

## HEGOX FIX

### FIJO + CORREDERA 40 KG 6/8 mm



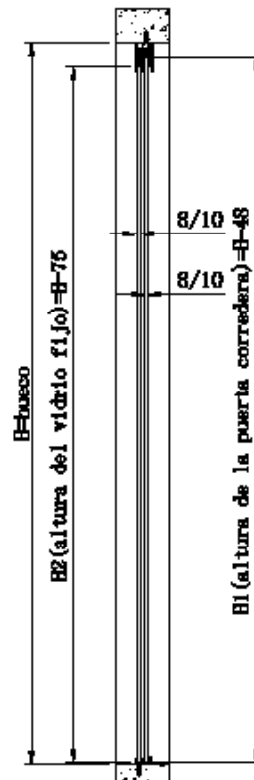
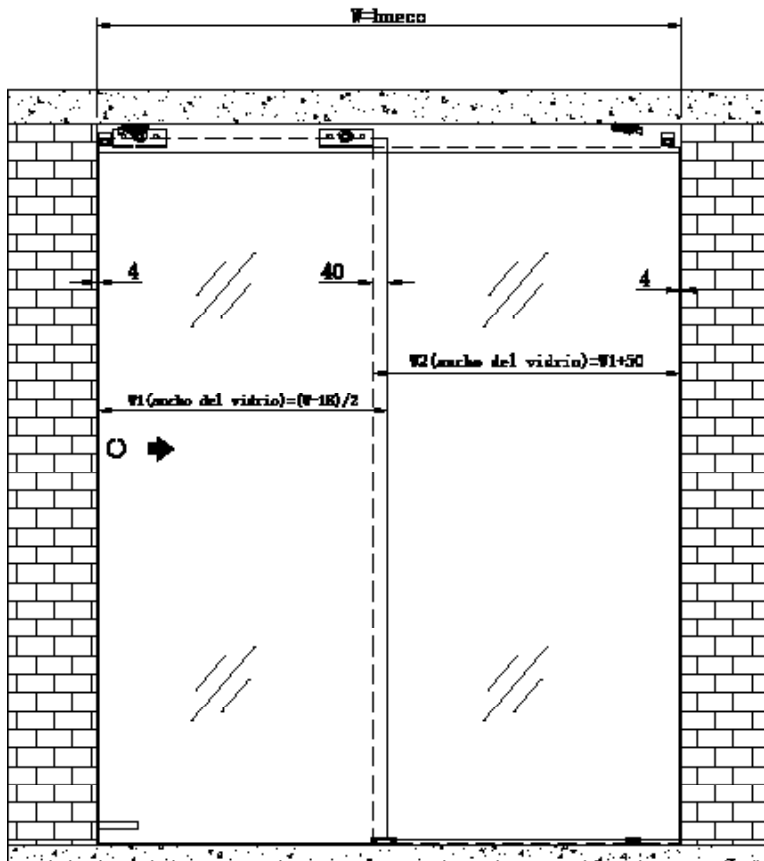
$L = 2000\text{mm}$   
(vidrio 6/8mm)

Medidas puerta:  
 $W1 = (W - 18) / 2$   
 $H1 = H - 38$

Medidas vidrio fijo:  
 $W2 = W1 + 50$   
 $H2 = H - 48$

## HEGOX FIX

FIJO + CORREDERA 90 KG, 8/10 mm (C/PERFIL INF)



$L = 1200\text{mm}$   
 $L = 2000\text{mm}$   
(vidrio 8/10mm)

medidas puerta:  
 $W_1 = (W - 18) / 2$   
 $H_1 = H - 48$

medidas vidrio fijo:  
 $W_2 = W_1 + 50$   
 $H_2 = H - 75$